

# XLPE Neutral Screened Cables

CU NSCRN XL 4X 25<sup>^</sup> 3.2

## Contact

Sales and Customer Solutions  
sales.nz@nexans.com

**Nexans Ref.:** HEGC17PX004CXEM

**Country Ref.:** 1559

Cu conductors, XLPE insulation, Laid up, Cu wire neutral screen, Black PVC sheath.  
0.6/1 kV. Made to AS/NZS 4961.

## DESCRIPTION

### Application

- Industrial, commercial and domestic applications.
- For use in various situations to supply the main power from the point of supply to buildings, equipment, shed, e.g. switch board to main control cabinet, main between floors and buildings, cable cabinet to motor, etc
- Cable can be buried direct in NZ (3.2 mm sheath).



## STANDARDS

**National AS/NZS 4961**

# XLPE Neutral Screened Cables

CU NSCRN XL 4X 25<sup>A</sup> 3.2

## Contact

Sales and Customer Solutions  
sales.nz@nexans.com

## CHARACTERISTICS

### Construction characteristics

Pilot wires	None
Conductor material	Copper
Insulation	XLPE
Screen	Copper wire
Outer sheath	PVC
Core identification	Red, White, Blue, Black
Sheath colour	Black
Type of conductor	Circular compacted stranded
With Green/Yellow core	No
With smaller neutral conductor	No

### Dimensional characteristics

Number of cores	4
Conductor cross-section	25 mm <sup>2</sup>
Nominal overall diameter	27.9 mm
Approximate weight	1.65 kg/m
Gland Size (A2 or A2F)	40
Gland Size (CX/Z)	32
Neutral conductor section (when smaller)	- mm <sup>2</sup>
Nominal outer sheath thickness	- mm

### Electrical characteristics

Max. DC resistance of the conductor at 20°C	0.727 Ohm/km
Permissible short circuit current conductor 1s	- kA
Rated Voltage U <sub>0</sub> /U (U <sub>m</sub> )	0.6/ 1 (1.2) kV

### Mechanical characteristics













Cable flexibility	Rigid
-------------------	-------

### Usage characteristics

Max. conductor temperature in service	90 °C
---------------------------------------	-------

## CURRENT CARRYING CAPACITIES THREE PHASE (IN AMPS) - THREE & FOUR CONDUCTOR XLPE NEUTRAL

Copper conductor Shaped stranded except 25 mm<sup>2</sup> which is compact stranded for XLPE Neutral Screen, three core Circular stranded for Three core plus pilot Shaped stranded except 16 mm<sup>2</sup> circular stranded and 25 mm<sup>2</sup> Compact stranded for four core Insulation XLPE Max. Conductor Temperature 90C

Conductor cross-section [mm <sup>2</sup> ]	 Cu	 Cu	 Cu	 Cu	 Cu	 Cu
25	131	122	100	153	114	62
 Air Spaced from Surface, Unenclosed	 Air touching, unenclosed	 Air enclosed				
 Buried direct	 Buried in single-way duct	 Cable surrounded by thermal insulation, unenclosed				

All drawings, designs, specifications, plans and particulars of weights, size and dimensions contained in the technical or commercial documentation of Nexans is indicative only and shall not be binding on Nexans or be treated as constituting a representation on the part of Nexans.