

AL Cantols

AL CANTOL 150

Contact

Sales and Customer Solutions
sales.nz@nexans.com

Nexans Ref.: BDBH44AA001CXNA

Country Ref.: 7344

Al conductor, XLPE insulated, Black PVC sheath. 0.6/1 kV. Made to AS/NZS 5000.1

DESCRIPTION

Application

- Industrial and commercial applications (predominantly)
- Some domestic applications
- For use in various situations to supply the main power from the point of supply (either single or three phase application) to buildings, equipment, eg, switch board to main control cabinet, main between floors and buildings, cable cabinet to motor, etc. Commonly used in Power Authority work.



STANDARDS

National AS/NZS 5000.1

CHARACTERISTICS

Construction characteristics

Conductor material	Aluminum
Type of conductor	Circular compacted stranded
Insulation	XLPE
Outer sheath	PVC
Sheath colour	Black
With Green/Yellow core	No
With smaller neutral conductor	No

Dimensional characteristics

Conductor cross-section	150 mm ²
Nominal overall diameter	20.6 mm
Gland Size (A2 or A2F)	32
Approximate weight	0.62 kg/m
Neutral conductor section (when smaller)	- mm ²
Number of cores	1

Electrical characteristics

Max. DC resistance of the conductor at 20°C (Ohm/km)	0.206
Permissible short circuit current conductor 1s	- kA
Rated Voltage U _o /U (Um)	0.6/ 1 (1.2) kV

Mechanical characteristics















Cable flexibility	Rigid
-------------------	-------

Usage characteristics

Max. conductor temperature in service	90 °C
---------------------------------------	-------

CURRENT CARRYING CAPACITIES SINGLE PHASE (IN AMPS) - SINGLE CONDUCTOR XLPE

Copper conductor - Circular compacted stranded - Insulation XLPE Aluminium conductor - Circular compacted stranded - Insulation XLPE Max. Conductor Temperature 90C















Conductor cross-section [mm ²]																				
	Cu	Al	Cu	Al	Cu	Al	Cu	Al	Cu	Al	Cu	Al	Cu	Al						
150	495	385	413	320	362	281	514	514	429	333	391	303	-	-						
	Air Spaced from Surface, Unenclosed								Air touching, unenclosed								Air enclosed			
	Buried direct								Buried in single-way duct								Buried in multi-way duct			
	Cable surrounded by thermal insulation, unenclosed																			

Note © Copyright Standards New Zealand 2012. Content in this table and the typical New Zealand installation conditions are derived from AS/NZS 3008.1.2:2010 and has been reproduced or adapted with permission from Standards New Zealand under Copyright Licence 000926. Please refer to the complete Standard for full details available for purchase from Standards New Zealand at www.standards.co.nz. The values are for typical New Zealand installation conditions of:

- Ambient Air Temperature: 30°C
- Soil Temperature: 15°C
- Soil Thermal Resistivity: 1.2 K.m/W
- Depth of Burial: 0.5 m

CURRENT CARRYING CAPACITIES THREE PHASE (IN AMPS) - SINGLE CONDUCTOR XLPE

Copper conductor - Circular compacted stranded - Insulation XLPE Aluminum conductor - Circular compacted stranded - Insulation XLPE Max. Conductor Temperature 90C

Conductor cross-section [mm ²]																				
	Cu	Al	Cu	Al	Cu	Al	Cu	Al	Cu	Al	Cu	Al	Cu	Al						
150	443	344	413	320	325	252	428	332	383	296	342	266	-	-						
	Air Spaced from Surface, Unenclosed								Air touching, unenclosed								Air enclosed			
	Buried direct								Buried in single-way duct								Buried in multi-way duct			
	Cable surrounded by thermal insulation, unenclosed																			

Note © Copyright Standards New Zealand 2012. Content in this table and the typical New Zealand installation conditions are derived from AS/NZS 3008.1.2:2010 and has been reproduced or adapted with permission from Standards New Zealand under Copyright Licence 000926. Please refer to the complete Standard for full details available for purchase from Standards New Zealand at www.standards.co.nz. The values are for typical New Zealand

AL Cantols

AL CANTOL 150

Contact

Sales and Customer Solutions
sales.nz@nexans.com

installation conditions of:

- Ambient Air Temperature: 30°C
- Soil Temperature: 15°C
- Soil Thermal Resistivity: 1.2 K.m/W
- Depth of Burial: 0.5 m