

Product data sheet

Characteristics

XB6AS8349B

Complete emergency stop push button,
Harmony XB6, red Ø 30 pushbutton Ø 16
trigger latching turn release 1NO+2NC



Main

Range of product	Harmony XB6
Product or component type	Complete emergency stop push-button
Device short name	XB6
Bezel material	Plastic
Mounting diameter	16 mm
Sale per indivisible quantity	1
Shape of signaling unit head	Round
Type of operator	Trigger action and mechanical latching
Reset	Turn to release
Operator profile	Red mushroom Ø 30 mm, unmarked
Contacts type and composition	1 NO + 2 NC
Contact operation	Slow-break
Connections - terminals	Faston connectors, connection size: 2.8 x 0.5 mm

Complementary

Height	30 mm
Width	30 mm
Depth	77 mm
Terminals description ISO n°1	(31-32)NC (13-14)NO (21-22)NC
Product weight	0.041 kg
Operating position	Any position
Type of keylock	Ronis 200
Contacts usage	Standard
Positive opening	With conforming to EN/IEC 60947-5-1 appendix K
Operating travel	1 Mm (NC changing electrical state) 2 Mm (NO changing electrical state) 3.5 mm (total travel)
Operating force	3.5 N NO changing electrical state 4.5 N NC changing electrical state
Mechanical durability	100000 cycles
Contacts material	Silver alloy (Ag/Ni)
Short-circuit protection	6 A cartridge fuse type gG
[Ui] rated insulation voltage	250 V (pollution degree 3) conforming to EN/IEC 60947-1
[Uimp] rated impulse withstand voltage	4 kV conforming to EN/IEC 60947-1
[Ie] rated operational current	3 A at 120 V, AC-15, B300 conforming to EN/IEC 60947-5-1 1.5 A at 240 V, AC-15, B300 conforming to EN/IEC 60947-5-1 0.1 A at 250 V, DC-13, R300 conforming to EN/IEC 60947-5-1 0.22 A at 125 V, DC-13, R300 conforming to EN/IEC 60947-5-1

Electrical durability	1000000 Cycles, AC-15 at 230 V, operating rate <3600 cyc/h, load factor: 0.5 conforming to EN/IEC 60947-5-1 appendix C 1000000 cycles, DC-13 at 230 V, operating rate <3600 cyc/h, load factor: 0.5 conforming to EN/IEC 60947-5-1 appendix C
Electrical reliability	$\Lambda < 10\exp(-8)$ at 5 V, 1 mA with confidence level of 90 % conforming to IEC 60947-5-4



Environment

Protective treatment	TC
Ambient air temperature for storage	-40...70 °C
Ambient air temperature for operation	-25...70 °C
Electrical shock protection class	Class II conforming to IEC 61140
IP degree of protection	IP65 conforming to IEC 60529
NEMA degree of protection	NEMA 13 conforming to UL 50 NEMA 4 conforming to UL 50 NEMA 4X conforming to UL 50 NEMA 13 conforming to CSA C22.2 No 94 NEMA 4X conforming to CSA C22.2 No 94 NEMA 4 conforming to CSA C22.2 No 94
Standards	UL 508 JIS C 852 CSA C22.2 No 14 EN/IEC 60947-5-1 EN/IEC 60204-1 EN/ISO 13850 EN/IEC 60947-5-5 JIS C8201-5-1 EN/IEC 60947-1 JIS C8201-1
Product certifications	CSA CCC GOST UL
Vibration resistance	+/- 3 mm (f= 2...500 Hz) conforming to IEC 60068-2-6 5 gn (f= 2...500 Hz) conforming to IEC 60068-2-6
Shock resistance	30 gn (duration = 18 ms) for half sine wave acceleration conforming to IEC 60068-2-27 50 gn (duration = 11 ms) for half sine wave acceleration conforming to IEC 60068-2-27

Packing Units

Unit Type of Package 1	PCE
Number of Units in Package 1	1
Package 1 Weight	38.3 g
Package 1 Height	4.5 cm
Package 1 width	5.5 cm
Package 1 Length	6 cm
Unit Type of Package 2	S02
Number of Units in Package 2	75
Package 2 Weight	3.119 kg
Package 2 Height	15 cm
Package 2 width	30 cm
Package 2 Length	40 cm

Offer Sustainability

Sustainable offer status	Green Premium product
REACH Regulation	 REACH Declaration
REACH free of SVHC	Yes
EU RoHS Directive	Pro-active compliance (Product out of EU RoHS legal scope)  EU RoHS Declaration
Toxic heavy metal free	Yes
Mercury free	Yes

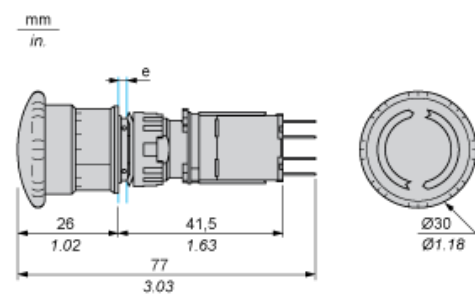
RoHS exemption information	Yes
China RoHS Regulation	China RoHS Declaration
Environmental Disclosure	Product Environmental Profile
Circularity Profile	End Of Life Information
WEEE	The product must be disposed on European Union markets following specific waste collection and never end up in rubbish bins

Contractual warranty

Warranty	18 months
----------	-----------

Mushroom Head Pushbutton

Dimensions



e panel thickness 1 to 6 mm/0.03 to 0.23 in.

Panel Cut-out

For Square or Circular Head

