



PHOTOSWITCH Photoelectric Sensor, Diagnostic, Transmitted Beam, 61m (200ft), 10-264V AC/DC (transmitted beam light source), 2m (6.5ft) 300V cable

- Comprehensive range of photoelectric sensing technologies available which include retroreflective, through-beam, diffuse, background suppression, clear object detection, colour detection and fibre-optics
- Extensive range of photoelectric sensors with laser light source available suitable for high precision applications
- Extensive range of housing styles and mounting options
- Specialised versions with IP69k rating available for high-pressure washdown applications in the food and beverage industry
- Specialised long-range laser sensors available for distance measurement applications
- Specialised versions available with IO-Link technology. This technology enables the data delivery from the sensor directly into a control system in a very efficient manner

Representative Photo Only  
(actual product may vary based on configuration selections)

**SPECIFICATIONS**

Product Series	42G / Series 9000
Component Type Field Switching & Sensing	Photoelectric Sensor
Sensing Mode	Through-Beam Emitter
Light source type	LED
Illumination Mode	Continuous
Colour, light source	Infrared (880nm)
Beam Angle / Field of View	1.5 ° (degrees)
Material, Lens	PMMA / Acrylic / Perspex / Plexiglas (Polymethyl methacrylate)
Material, Body / Housing	PBT / PBTP / Valox material
Shape	Rectangular
Height	74.93 mm
Width	41.91 mm
Depth	40 mm
Orientation	Right Angle
Mounting (Multiple)	Threaded Base Mounting Bracket (Ordered Separately)
Thread Size	M30 x 1.5 size
Teach Mode / Sensitivity Adjustment	N / A sensitivity
Sensing Distance, Min	25 mm min
Sensing Distance, Max	61000 mm max
Voltage Supply Operating Range	10 ... 30V DC
Ue, Rated Operational Voltage, DC, min	10 V DC
Ue, Rated Operational Voltage, DC, max	30 V DC
Switching Mode	Light or Dark Operate Selectable
Indicators	Red LED Green LED Yellow LED

# Catalogue No: **42GRL-9000**

## TRANSMITTED-BEAM EMITR 10-264V AC/DC IR .025-61M 2M-CABLE

Field Switching and Sensing > Non Contact Sensors > Photoelectric Sensors > Allen-Bradley Photoelectric Sensors > Transmitted Beam Sensors > Rectangular



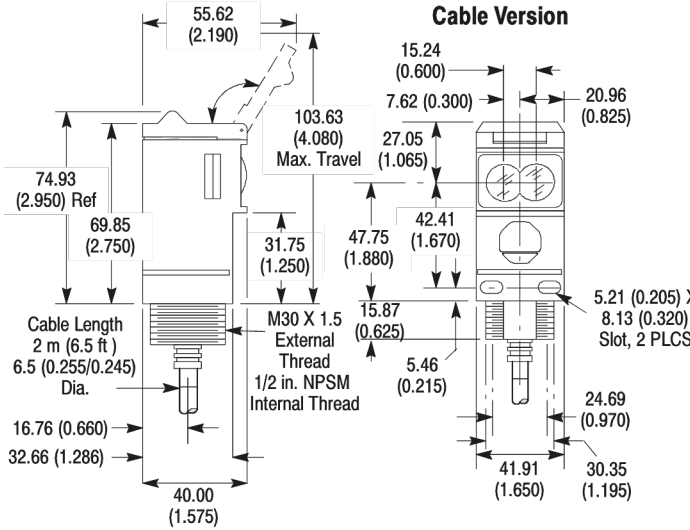
Connection / Termination	Built-in cable with flying leads
Number of Conductors	2 qty
Length, Cable	2 m
Material, cable jacket	PVC material
Colour, Cable Jacket	Black colour
Operating Temperature, Min	-34 °C min
Operating Temperature, Max	70 °C max
Relative Humidity, Min	5 %RH
Relative Humidity, Max	95 %RH
IP Rating	IP67 IP69K
Shock Acceleration (Max.)	30 g
Shock Duration (Max.)	1 ms
Shock Rating	IEC 60947-5-2
Vibration Displacement (Peak to Peak Max.)	1 mm
Vibration Frequency, Operational (Max.)	55 Hz
Vibration Rating	IEC 60947-5-2

### REFERENCES

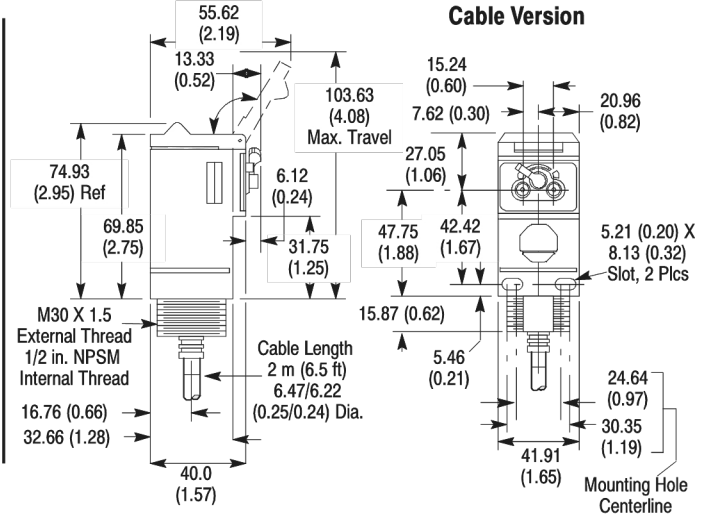
IECEX Certificate	-
Supplier Declaration of Conformity:	-
Installation Guide:	-
User Manual:	-
Manufacturer Datasheet:	<a href="#">42GRL9000_ManufacturerDatasheet</a>
Manufacturer Catalogue & Product Selection:	-



**All Versions Except Fiber Optic**

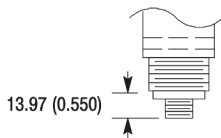


**Fiber Optic**

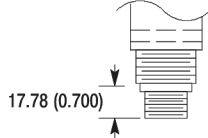


**Connector Version**

**Micro Style**



**Mini Style**

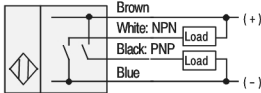


Dimension Diagram

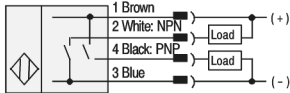
**Thread Size**

	AC	DC
Micro Style	1/2-20 UNF 2 Keyways	M12 x 1 1 Keyway
Mini Style	7/8-16 UN 1 Keyway	


**Cable Model: 9\_0**



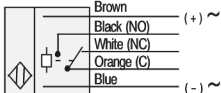
**4-pin DC Micro QD Model: 9\_0-QD**



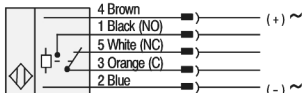
**4-pin DC Mini QD Model: 9\_0-QD1**



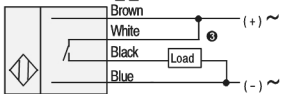
**Cable Model: 9\_1\_9\_2**



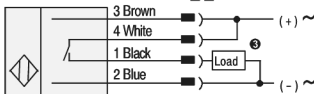
**5-pin AC/DC Mini QD Model: 9\_1-QD, 9\_2-QD**



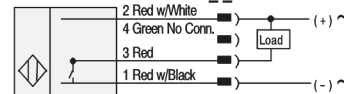
**Cable Model: 9\_3**



**AC/DC Mini QD Model: 9\_3-QD**



**AC/DC Micro QD Model: 9\_3-QD1**

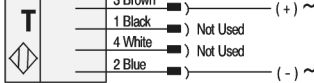


**Transmitted Beam Source**

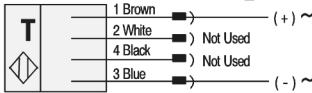
**Cable Model: 42GRL-90\_**



**AC/DC Mini QD Model: 42GRL-90\_2-QD**



**DC Micro QD Model: 42GRL-90\_0-QD**



**4-pin DC Micro QD Model: 42GRL-90\_3-QD1**



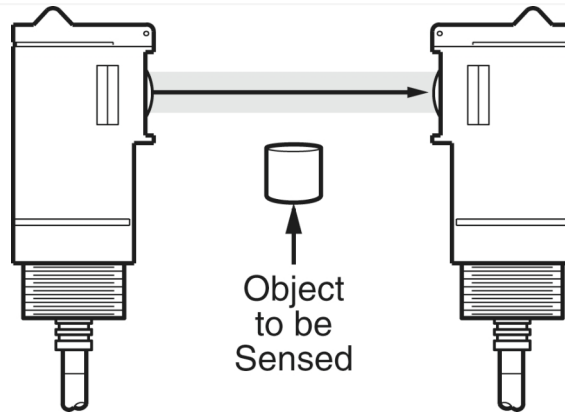
- ① For Allen-Bradley programmable controller compatible interface, refer to publication 42-2.0.
- ② Quick-disconnect wiring codes shown are valid for Allen-Bradley cables only.
- ③ Load can be placed on either black or white wire to create sourcing or sinking respectively.

Connection / Wiring Diagram

Catalogue No: **42GRL-9000**

TRANSMITTED-BEAM EMITR 10-264V AC/DC IR .025-61M 2M-CABLE

Field Switching and Sensing > Non Contact Sensors > Photoelectric Sensors > Allen-Bradley Photoelectric Sensors > Transmitted Beam Sensors > Rectangular



Technical Diagram